



Diamond Grit Band Saw Blades

High performance blades for
hard and abrasive materials



Innovative blade technology for demanding
situations and exacting standards.

C4 Carbides Diamond Grit Band Saw Blades bring productivity to a new level. These blades are ideal for cutting hard, abrasive and brittle materials and for applications that demand greater precision and closer control.

Versatile Range

C4 Diamond Grit Band Saw Blades are available in a wide range of sizes and in continuous, gulleted, segmented and 4TPI profiles to suit many applications and machine sizes. Alternative grit sizes are available to special order and our continuous band saw blade is now available with a stainless steel backer.

The 4TPI diamond blade features a positive rake for fast cutting speeds. In challenging applications this blade will typically last longer than traditional toothed blades and provide a consistently smooth finish.

Our band saw blades are part of a wide range of high-performance tools and blades exploiting the properties of Tungsten Carbide or Diamond Grit, including hole saws, reciprocating and jig saw blades.

C4 Reduced Kerf Technology (RKT)

Diamond Grit Blades with Reduced Kerf Technology (RKT) are the newest addition to the C4 range. Allowing the cutting edge to be thinner and the backing band wider to achieve optimum speed with minimal vibration, greater stability and high quality of cut resulting in reductions in material waste.



NEW Segmented




Continuous

Top Applications

C4 Diamond Grit Band Saw Blades are the tool of choice when working with the most difficult and challenging of materials.

Carbon/Graphite, resin bonded fibres and ceramic are highly abrasive, in addition, carbon/graphite is brittle and sensitive to surface chipping. C4 Diamond Grit Band Saw Blades easily cut these materials often without the need for secondary finishing.



Features

Diamond Grit

Metallurgically bonded to a steel backer to form permanent cutting edges instead of teeth. No teeth means reduced risk of snagging or chipping on hard-to-cut materials.

Superior brazing technology

The inherent toughness of our unique diamond brazing results in an exceptionally durable blade which stays sharper for longer compared to electroplated band saws.

Clean, accurate cut

The grinding action produces precise, clean cuts which typically require no secondary finishing and produces minimal waste.



Gulletted

Tough alloy steel backer

Precision milled gullets for greater fatigue resistance and longer life.

Unlike toothed blades, these blades can be run in both directions to extend their life, resulting in a significantly better return on investment.



Technical Specifications

Continuous Band Saw Blades

				Alloy Steel – Fine STANDARD KERF 125 - 150 micron 100/120 mesh				Alloy Steel – Medium STANDARD KERF 230 - 300 micron 50/60 mesh				Alloy Steel – Coarse STANDARD KERF 425 - 500 micron 35/40 mesh			
Width (W)		Guage (G)		Coated Kerf (K)		Overall Width (H)		Coated Kerf (K)		Overall Width (H)		Coated Kerf (K)		Overall Width (H)	
in	mm	in	mm	in	mm	in	mm	in	mm	in	mm	in	mm	in	mm
3⁄8	9.5	0.025	0.64	0.045	1.15	0.377	9.6	0.057	1.45	0.385	9.8				
1⁄2	12.7	0.025	0.64	0.045	1.15	0.503	12.8	0.057	1.45	0.511	13.0				
3⁄4	19.1	0.032	0.81	0.052	1.32	0.755	19.2	0.064	1.62	0.763	19.4				
1	25.4	0.035	0.89	0.055	1.40	1.003	25.5	0.067	1.70	1.011	25.7	0.083	2.10	1.019	25.9
1¼	31.8	0.042	1.07	0.062	1.58	1.255	31.9	0.074	1.88	1.263	32.1	0.090	2.28	1.271	32.3
1½	38.1	0.042	1.07	0.062	1.58	1.503	38.2	0.074	1.88	1.511	38.4	0.090	2.28	1.519	38.6
1.64	41.7	0.050	1.27					0.082	2.08	1.653	42.0	0.098	2.48	1.661	42.2
2	50.8	0.050	1.27					0.082	2.08	2.011	51.1	0.098	2.48	2.019	51.3

Continuous Band Saw Blades (RKT)

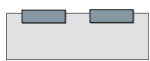
				Alloy Steel – Fine REDUCED KERF TECHNOLOGY (RKT) 125 - 150 micron 100/120 mesh				Alloy Steel – Medium REDUCED KERF TECHNOLOGY (RKT) 230 - 300 micron 50/60 mesh				Stainless Steel – Coarse REDUCED KERF TECHNOLOGY (RKT) 425 - 500 micron 35/40 mesh			
Width (W)		Guage (G)		Coated Kerf (K)		Overall Width (H)		Coated Kerf (K)		Overall Width (H)		Coated Kerf (K)		Overall Width (H)	
in	mm	in	mm	in	mm	in	mm	in	mm	in	mm	in	mm	in	mm
3⁄4	19.1	0.032	0.81	0.039	0.98	0.757	19.2	0.050	1.28	0.769	19.5				
1	25.4	0.042	1.07	0.049	1.24	1.019	25.6	0.061	1.54	1.019	25.9				
1¼	31.8	0.025	0.64	0.032	0.81	1.257	31.9	0.044	1.11	1.269	32.2				
1¼	31.8	0.032	0.81	0.039	0.98	1.257	31.9	0.050	1.28	1.269	32.2				
1¼	31.8	0.042	1.07	0.049	1.24	1.257	31.9	0.061	1.54	1.269	32.2	0.076	1.94	1.271	32.3
1½	38.1	0.025	0.64	0.032	0.81	1.507	38.3	0.044	1.11	1.518	38.6				
1½	38.1	0.032	0.81	0.039	0.98	1.507	38.3	0.050	1.28	1.518	38.6				
1½	38.1	0.042	1.07									0.076	1.94	1.271	32.3
1.64	41.7	0.025	0.64	0.032	0.81	1.647	41.8	0.044	1.11	1.654	42.1				
1.64	41.7	0.032	0.81	0.039	0.98	1.647	41.8	0.050	1.28	1.654	42.1				
1.64	41.7	0.042	1.07	0.049	1.24	1.647	41.8	0.061	1.54	1.659	42.1				

Gulletted Band Saw Blades



				Alloy Steel - Fine				Alloy Steel - Medium				Alloy Steel - Coarse			
				STANDARD KERF				STANDARD KERF				STANDARD KERF			
				125 - 150 micron				230 - 300 micron				425 - 500 micron			
				100/120 mesh				50/60 mesh				35/40 mesh			
Width (W)		Guage (G)		Coated Kerf (K)		Overall Width (H)		Coated Kerf (K)		Overall Width (H)		Coated Kerf (K)		Overall Width (H)	
in	mm	in	mm	in	mm	in	mm	in	mm	in	mm	in	mm	in	mm
3⁄8	9.5	0.025	0.64	0.045	1.15	0.377	9.6	0.057	1.45	0.385	9.8				
1⁄2	12.7	0.025	0.64	0.045	1.15	0.503	12.8	0.057	1.45	0.511	13.0				
3⁄4	19.1	0.032	0.81	0.052	1.32	0.755	19.2	0.064	1.62	0.763	19.4				
1	25.4	0.035	0.89	0.055	1.40	1.003	25.5	0.067	1.70	1.011	25.7	0.083	2.10	1.019	25.9
1¼	31.8	0.042	1.07	0.062	1.58	1.255	31.9	0.074	1.88	1.263	32.1	0.090	2.28	1.271	32.3
1½	38.1	0.042	1.07	0.062	1.58	1.503	38.2	0.074	1.88	1.511	38.4	0.090	2.28	1.519	38.6
1.64	41.7	0.050	1.27					0.082	2.08	1.653	42.0	0.098	2.48	1.661	42.2
2	50.8	0.050	1.27					0.082	2.08	2.011	51.1	0.098	2.48	2.019	51.3

Segmented Band Saw Blades



				Alloy Steel - Coarse			
				STANDARD KERF			
				425 - 500 micron			
				35/40 mesh			
Width (W)		Guage (G)		Coated Kerf (K)		Overall Width (H)	
in	mm	in	mm	in	mm	in	mm
1	25.4	0.035	0.89	0.083	2.10	1.240	26.0
1¼	31.8	0.042	1.07	0.090	2.28	1.274	32.4
1½	38.1	0.042	0.81	0.090	2.28	1.524	38.7



NEW Segmented

4TPI Band Saw Blades



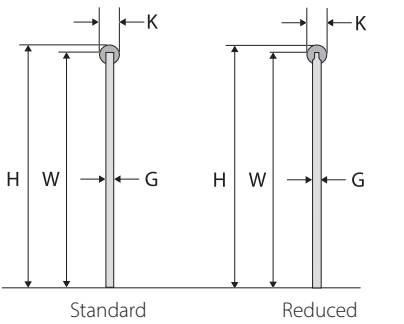
				Alloy Steel - Coarse			
				4TPI STANDARD KERF			
				425 - 500 micron			
				35/40 mesh			
Width (W)		Guage (G)		Coated Kerf (K)		Overall Width (H)	
in	mm	in	mm	in	mm	in	mm
1¼	31.8	0.042	1.07	0.090	2.28	1.271	32.3




4TPI

Legend

W = Width
G = Guage
K = Coated Kerf
H = Overall Width
Kerf profile



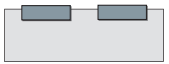
Diamond Grit Band Saw Blades



Choosing an Edge Profile



Continuous & Continuous RKT
Ideal for: finer cuts, snaggy material and material with voids.
Also available using Reduced Kerf Technology.



Segmented
Ideal for: carrying material away and smooth cuts.



Gulletted
Ideal for: carrying material away and bends better on smaller wheels.



4TPI
Ideal for: carrying material away and faster cutting speeds due to material clearance.

Applications and recommended blades

Band type				
Material	Coolant Yes / No			
Carbon/Graphite	N	N	N	N
Silicon	Y	Y	Y	
Resin Bonded Fibres	Y	Y	Y	
Industrial Ceramics	Y	Y	Y	
Sapphire	Y	Y		
Tungsten Carbide	Y	Y		
Granite	N	N	N	
Marble	N	N	N	
Pyrex	N	N		
Masonry Material	N	N	N	
Construction Blocks	N	N	N	
Firebrick	N	N		Y
Composites	N	N	N	
Cement Panels	N	N		
Cast Iron	N	N		
Alumina	Y/N	Y/N		
Soft Stone				Y
Lightweight Concrete Block				N
Fibreglass		N	N	

c4carbides
CUTTING EDGE TECHNOLOGY

C4 Carbides Limited
International House
Willie Snaith Road
Newmarket
CB8 7GG
United Kingdom

Tel: +44 (0)1223 225 400
Fax: +44 (0)1223 225 405
Email: sales@c4carbides.com
Web: www.c4carbides.com

